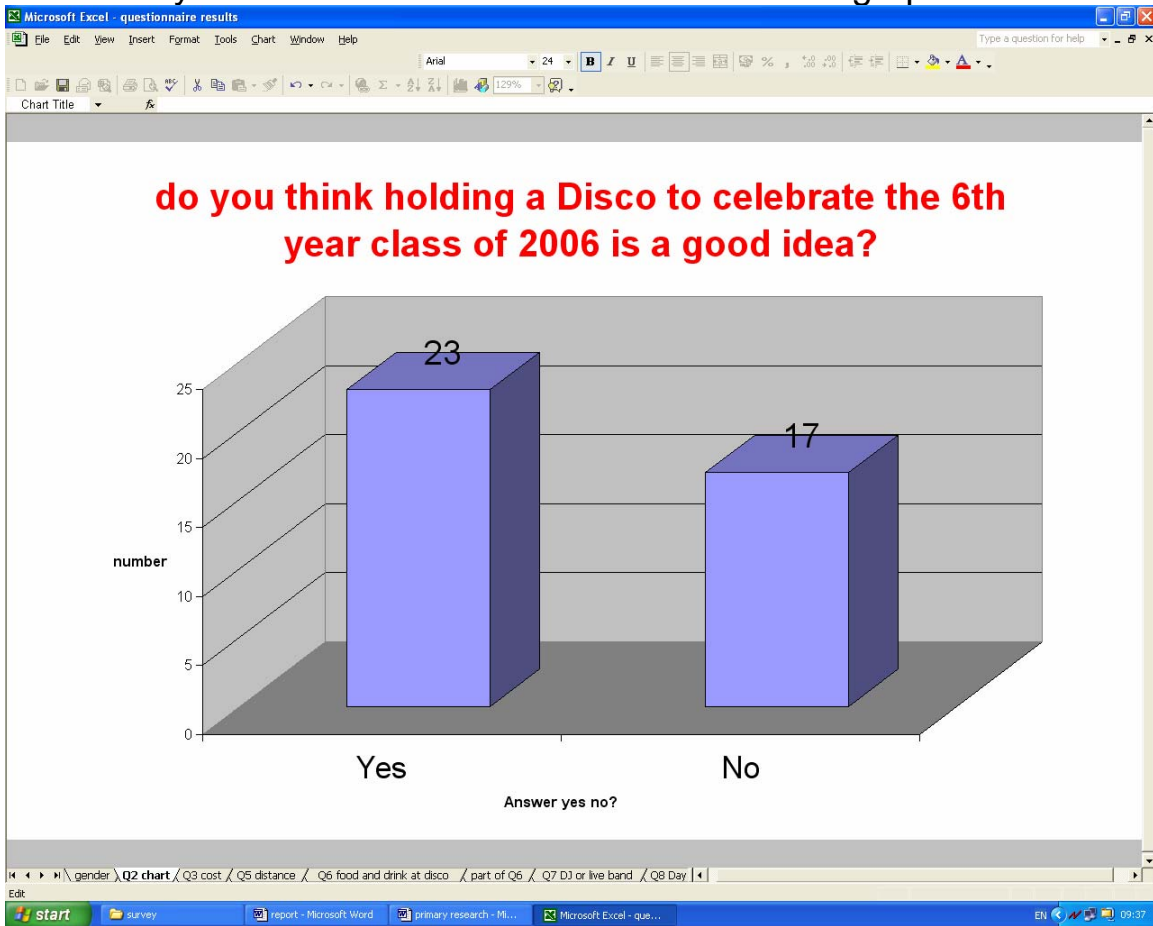




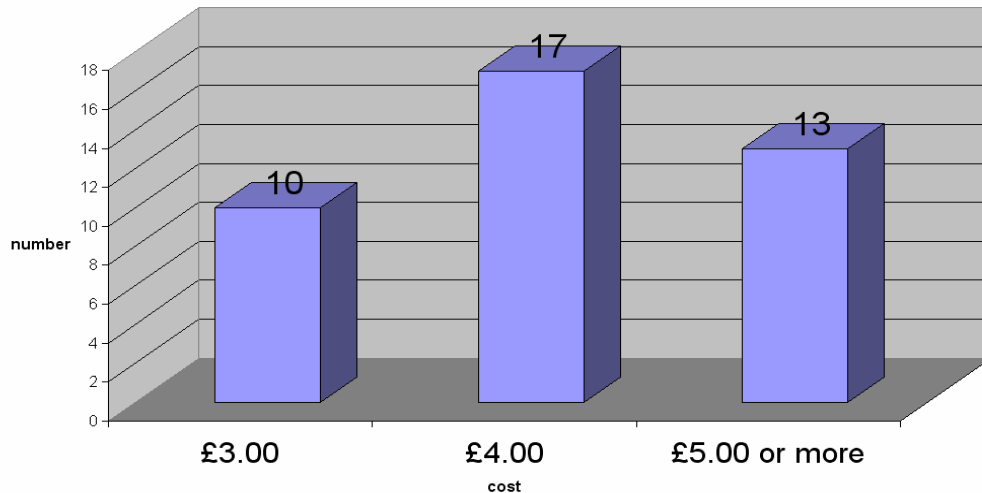
for the 6<sup>th</sup> year class of 2006 I have the results in a graph



The results show that it was a good idea and that the 6<sup>th</sup> years wanted to have a disco as 23 said it was a good idea. Next I needed to find out what they were willing to pay to go to the disco so I asked

this on my questionnaire

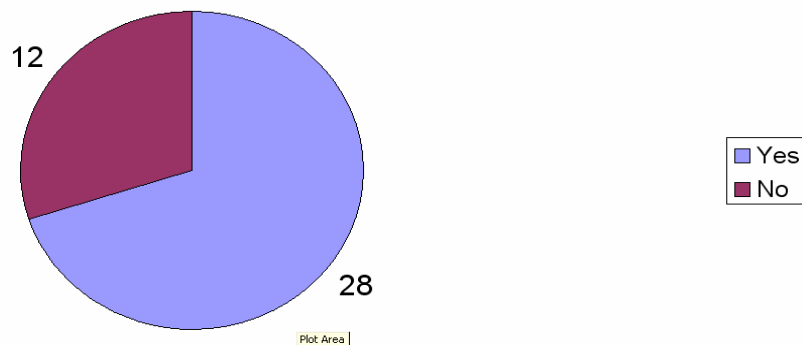
**if the disco was to be held how much would you be willing to pay to go to the disco?**



This showed that they were only willing to pay £4 at max but some were willing to pay £5 or more to go to the disco however, my cost increased due to costs involved in the event.

Next I needed to find out was if food and drink was wanted at the disco

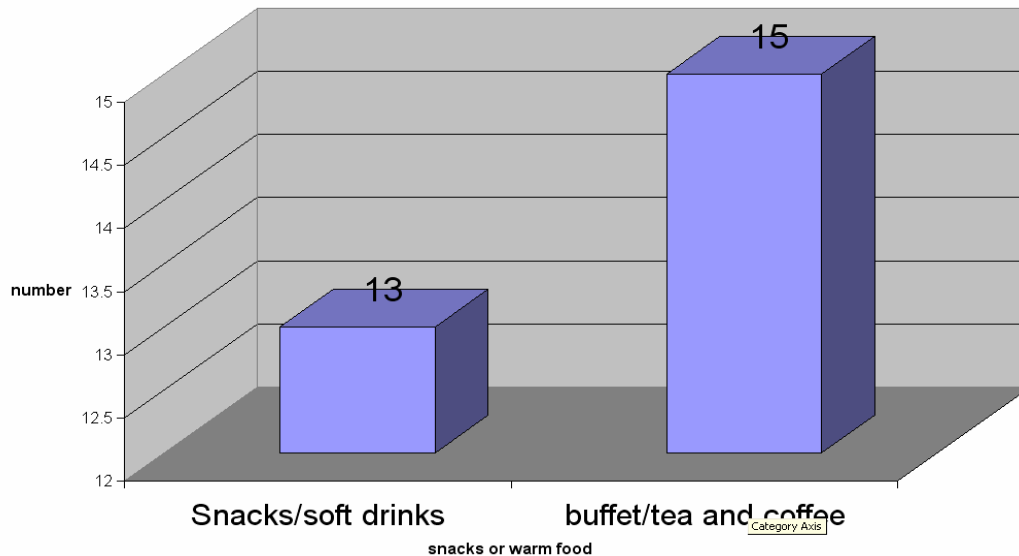
**do you think food and drink should be served at the disco?**



This tells me that food and drink was wanted at the disco as 28 people wanted food and drink and only 12 didn't out of 40 I asked.

Next thing I needed to find out was what type of food should be served at the disco I wanted to find out if a buffet was wanted or snack foods was wanted here are the results

**if yes what do you think should be served?**



As you can see this tells you that more people wanted buffet than snack foods at the disco. 15 people wanted buffet more than the 13 that wanted snacks. After I also needed to find out if they wanted a live band or a DJ to play at the disco, here are the results,

**At the disco do you want a Dj or a live band?**

