





Deciding what images to use

Publication	Audience and Purpose	Ideas for own images (eg, photos, drawings, etc)	Ideas for ready-made images (eg, clipart, photos, internet)	
			Source	Description
Survey	To obtain information from to children aged 11 – 17 help make decisions on what to do		http://www.makespace.org/home.aspx Use the Make Space images to establish the identity	
Database Reports	To inform the project team. It has information on applicants and groups they are in etc		http://www.makespace.org/home.aspx Use the Make Space images to establish the identity	
Leaflet	To appeal to children aged 11 –	Photos from my personal collection showing aikido,	http://www.makespace.org/home.aspx Use the Make Space images to establish the identity	

	17 to encourage them to apply	cooking and drama		 <p>Group of children looking down into the camera. The two logos.</p>
Presentation	To appeal to children aged 11 – 17 to inform them	<p>Same images as above to give a consistent identity</p> <p>I also included a video file of Aikido. I took this video myself.</p>	Same images as above to give a consistent identity. Also some small clipart and images taken from Google images.	Same images as above to give a consistent identity
eportfolio pages	To present evidence to my examiner.	None	No Images used	None